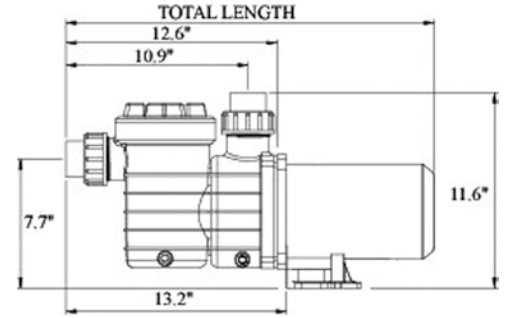
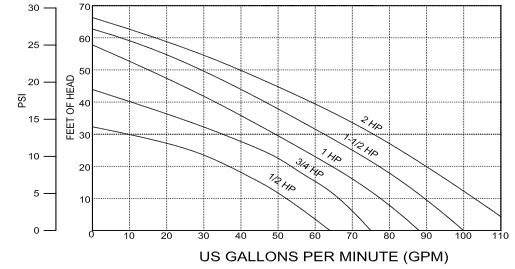


SupaMite Above Ground Specialty Pump



The Supamite pump is well known for its quietness and reliability.

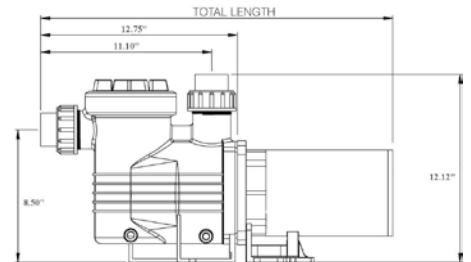
- Quiet
- Efficient
- 6' 110v Cord Included
- Low Cost
- Large Strainer Basket
- 1-1/2" Inlet / Outlet



| Model | Model Description | Connection | Volts | Full Load Amps | Shipping Weight | Overall Length |
|-----------|-------------------------------------|------------|-----------|----------------|-----------------|----------------|
| 2401050A | SupaMite 1/2 HP Above Ground Pump | 1 - 1/2" | 115 | 7.5 | 25 | 23.3 |
| 2401075UA | SupaMite 3/4 HP Above Ground Pump | 1 - 1/2" | 115 | 7.5 | 25 | 23.3 |
| 2401100UA | SupaMite 1 HP Above Ground Pump | 1 - 1/2" | 115 | 10 | 27 | 23.5 |
| 2401150UA | SupaMite 1-1/2 HP Above Ground Pump | 1 - 1/2" | 115 | 12 | 32 | 24 |
| 2401200A | SupaMite 2 HP Above Ground Pump | 1 - 1/2" | 115 / 230 | 15.4 / 7.5 | 37 | 25.3 |

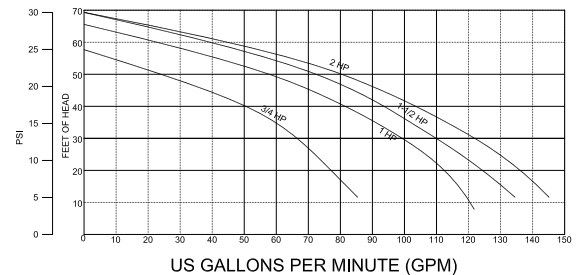
** See Page 48 For Parts Breakdown **

SupaStream Self Priming In Ground Budget Pump



Supastream pumps are general purpose units, designed for use in swimming pools and low pressure, water recirculation applications.

- Large Strainer Basket
- Quiet & Efficient
- 1-1/2" Inlet / Outlet
- Low Cost
- Self Priming



| Model | Model Description | Connection | Volts | Full Load Amps | Shipping Weight | Overall Length |
|----------|---------------------|------------|---------|----------------|-----------------|----------------|
| 2403075A | Supastream 3/4 hp | 1 - 1/2" | 115/230 | 14.0 / 7.0 | 28 | 21.5 |
| 2403100A | Supastream 1 hp | 1 - 1/2" | 115/230 | 15.4 / 7.7 | 32 | 22 |
| 2403150A | Supastream 1-1/2 hp | 1 - 1/2" | 115/230 | 21.6 / 10.8 | 34 | 22.5 |
| 2403200A | Supastream 2 hp | 1 - 1/2" | 230 | 11.5 | 41 | 23.25 |

** See Page 49 For Parts Breakdown **